

Teacher's Guide: Positive Interactions with Siblings and Friends



What is This?

This resource will guide families in creating opportunities to promote their infant/toddler's peer interactions during natural routines at home.



How Do I Use This?

1. Review the resource:

Read the handout and understand the topic.

2. Help families reflect and try:

Share the handout with families (via newsletter, daily note, email, text, or an app for virtual communications). Encourage families to reflect on how they promote sibling and peer interactions in their home.



3. Engage:

Using the poll (attached to this resource), create and post a large visual (e.g., bar graph on a chart paper; using dot markers or stickers to indicate practices) at the entrance of your classroom. Encourage families to participate in the poll during drop-off/pick-up. As families participate in the poll, ask them how their children interact with siblings and friends outside the class and share how you promote peer interactions in classroom. Or use email, text, or a communication app for virtual communications.



4. Reflect:

Based on the poll results, reflect on the level of peer interactions in the class and reflect on which child would benefit from more supports for peer interactions.



5. Adjust:






Based on families' answers to the 4th box on the poll, try embedding the family-suggested play activities in the classroom.

Family Handout: Positive Interactions with Siblings and Friends



Social interaction is a big part of children's development. Children learn to take turns, help friends, and play together through social interactions. But it takes time and practice! Families play an important role in nurturing children's social interaction skills.

Family Routines to Promote Positive Interactions with Friends or siblings

Routine	Peer	What you can do	Tried before? (Check)
 Playground	Friends Siblings	Talk about siblings and friends who are playing nearby to build awareness. (<i>"A friend is pouring the sand!"</i>)	
 Bedtime	Friends Siblings	Model gentle touching with siblings. Talk about the sibling's intentions. (<i>"Your sister is saying Night Night"</i>)	
 Mealtime	Friends Siblings	Model social skills with siblings. Show how to share, request, and use words like <i>"thank you!"</i>	
 Playtime	Friends Siblings	Encourage your child to initiate interactions with siblings and friends. (<i>"Hi Pheobe, can I play blocks with you?"</i>)	
 Bath Time	Friends Siblings	Comment on the child's positive interactions with siblings and friends. (<i>"You are working together with your sister to put your bath toys away!"</i>)	

Family Engagement Activity: “Sibling and Peer Interaction” Poll

What does your child’s play with siblings and friends look like at home?

Mark yes or no to describe your child's play. Answer the question in the in the bottom-right box.

My child usually plays alone



Yes

No

My child plays side-by-side next to siblings and friends, but does not interact.



Yes

No

My child is beginning to play with others, but does not work together with a friend for a common goal.



Yes

No

What is your child’s favorite play activity?
(What should we try at school?)



For the virtually shared poll, you may text, email, or use the communication app to respond.